


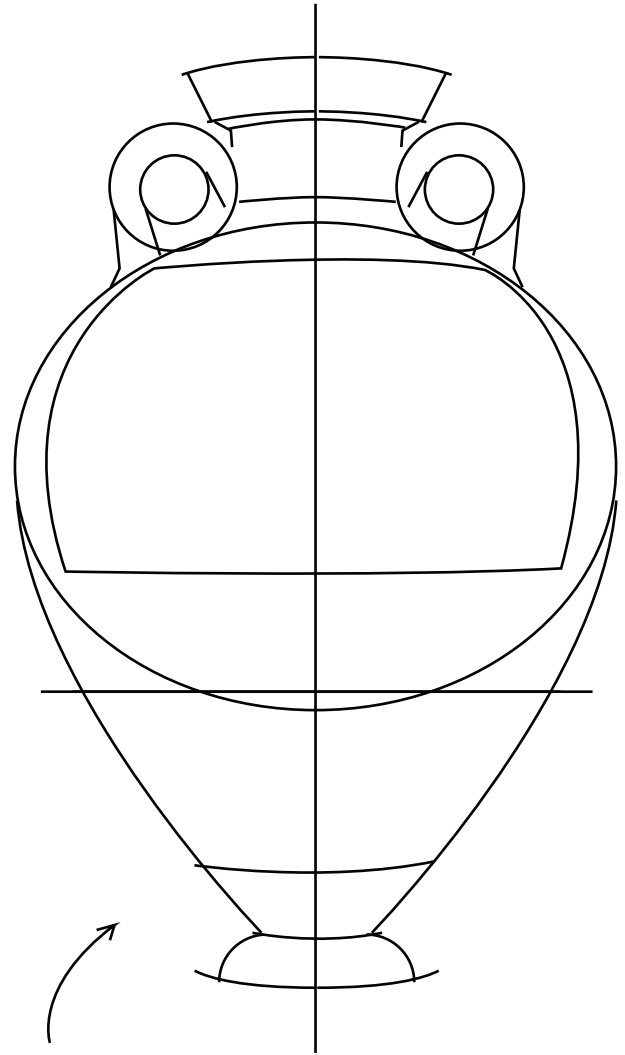
BREAK IT DOWN LIKE JAMES BROWN

Draw the following **helmet** and **squirrel** at 100% size only using the simplest shapes possible.

Use all the methods we have studied so far to get proportions accurate.




An example of how shapes should relate and define an object. This is *not* instruction to trace. **DO NOT TRACE.** Draw your object with the same method used to draw the lamps and guitar.



Your final result should be something like this. **Focus on getting the proportions right with simple shapes and it is ok to leave sketch lines.**

P.S. Do you see that line running vertically down the middle of the vase? That is a symmetry line. If your object or if even a shape in an object is symmetrical lightly draw a line through its center. It will help you achieve accurate balance on each side.

Don't forget to measure while drawing to check your accuracy.



Don't forget to measure while
drawing to check your accuracy.

